



PRESDALES SCHOOL

Achievement for all

YEAR 6 INDUCTION ACTIVITY PACK

The next page has been left blank for you to decorate in any way you like. The most creative design will win a prize!!



In this booklet are activities which we have put together especially for you. Some are easy, others are more challenging. Try as many of the activities as you can but do not worry if you cannot complete them all! They aim to help you develop skills which will be useful when you come to Presdales in September.

Bring this booklet with you on your first day of term so that we can see how well you have done with the activities. Have fun with it!

Mrs Bowden and the Year 7 Tutors

NAME: _____

GETTING READY FOR PRESDALES

My birthday is....




I enjoy...



My life motto is:



My favourite food is:



Learning for me is



When I'm older, I want to be....



What clubs would I like to take part in at Presdales?

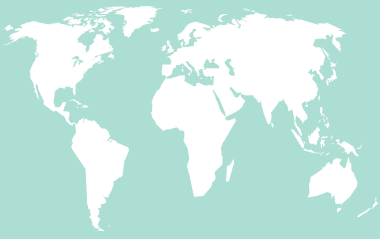


On a scale of 1-10, how comfortable about coming to a new school? Circle a number...



1....2.....3.....4.....5.....6.....7.....8....9.....10!





HOW WILL YOU COME TO SCHOOL



IN SEPTEMBER?



Going to secondary school means you have to organise yourself!

Write down at least 5 key things you should pack in your school bag before you leave home in the mornings...



When do you think is the best time to pack??



HOW ARE YOU GOING TO TRAVEL ?



by bus

by bike

on foot

by car

by train



I'll wake up at...

other

I'll have breakfast at...




I'll leave my house at...



I'll arrive at school at...






Describe what
your school
journey will
look like



Think about...

- Do you have to change buses?
- Where do you have to go?
- What might be a challenge?



HOW DO YOU FEEL RIGHT NOW ABOUT COMING TO PRESDALES IN SEPTEMBER?

THINGS I'M LOOKING FORWARD TO!

THINGS I'M NERVOUS ABOUT!

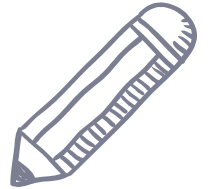
RANK YOUR ANSWERS IN ORDER OF MOST (FIRST ON YOUR LIST) TO LEAST (LAST ON YOUR LIST)



DESIGN AND TECHNOLOGY CHALLENGE

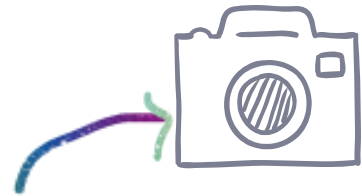


TASK



Create a MOOD BOARD about yourself

SIZE: A4



A mood board is a collage of images and samples of your...

- ❖ favourite activities
- ❖ colours
- ❖ places visited
- ❖ food
- ❖ pets
- ❖ family members
- ❖ friends
- ❖ clothes
- ❖ music
- ❖ interests
- ❖ hobbies



Try and make your work colourful and interesting.

We will use this collage to help inspire ideas for Design and Technology projects and it will form part of your first lesson!



PLEASE BRING YOUR MOOD BOARD TO YOUR FIRST DESIGN AND TECHNOLOGY LESSON IN SEPTEMBER!

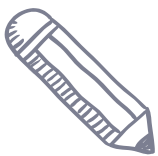


ART AND DESIGN CHALLENGE


In the postcard template below, please design an exciting postcard to show a favourite moment from a memorable or imaginary Summer holiday. Fill the whole space up so that it is full of COLOUR and interesting IMAGES.

For materials, you can use coloured pencil, paint, collage or a mixture.

**** Please bring it to your first Art lesson at Presdales ****



Tell us what you enjoyed on your holiday




<hr/> <hr/> <hr/> <hr/> <hr/> <hr/> <hr/> <hr/> <hr/> <hr/>	<div style="border: 1px solid black; width: 100px; height: 80px; margin: 0 auto 20px auto;"></div> <hr/> <hr/> <hr/> <hr/> <hr/> <hr/> <hr/> <hr/>
---	--

Design your own stamp
←

Write the Presdales School address
←

A book I really enjoyed reading was...

I enjoyed it because...



A favourite book when I was tiny was


I think enjoyed it then because...



ENGLISH CHALLENGE

A favourite piece of writing I did recently was

I really enjoyed it because....



My favourite book of ALL time is

I love it the most because....





LANGUAGES CHALLENGE!

Can you research...

Deutschland !
 Flag → 

Hello: _____
 Goodbye: _____
 Please: _____
 Thank you: _____

La France !
 Flag → 

Hello: _____
 Goodbye: _____
 Please: _____
 Thank you: _____

 **Espagne !**
 Flag → 

Hello: _____
 Goodbye: _____
 Please: _____
 Thank you: _____

Italia !
 Flag → 

Hello: _____
 Goodbye: _____
 Please: _____
 Thank you: _____



Choose your own language!

_____ Flag → 

Hello: _____
 Goodbye: _____
 Please: _____
 Thank you: _____





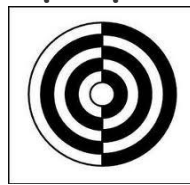


MATHS CHALLENGE



Skills with compasses

Try to get familiar with drawing using only a ruler, pencil and a pair of compasses.

Here are some ideas you may want to try, or design your own on plain paper:



If you bring a compass drawing in to your Maths teacher in September, we'll put it in your Maths exercise book!

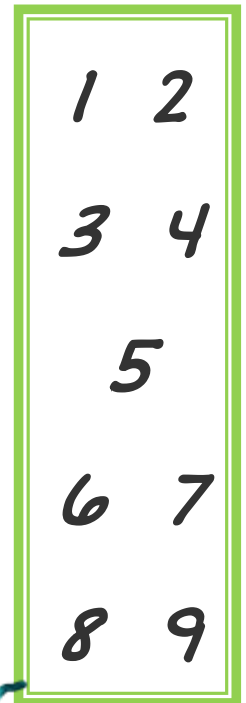
Fit the Numbers

Try to fit the numbers from 1 to 9 in the grid below.

BUT one number won't fit and you'll have to leave an empty square

- find out which number doesn't fit
- fill in the rest of the grid

	Even	Factor of 30	Odd
Prime			
Multiple of 3			
Square			




The number that doesn't fit is:

3D Drawing on Isometric Paper

Can you copy a cube and L shape on isometric (triangular spotty) paper?

Shading or colouring can help you to see the 3D views.



How about designing your own 3D shape?



WAYS TO IMPROVE YOUR MATHS!

Family Games to play:

Backgammon	Blokus	Card Games.	Chess
Connect 4	Dominoes	Pass the Pigs	Rush Hour
Tangrams	Triominoes	Yahtzee	Othello



Websites:

These websites have puzzles, challenges and plenty of things to explore.

www.mathsisfun.com

www.teachingtables.co.uk

www.nrich.maths.org.uk

www.coolmath.com

Apps to try:



Many of these are inexpensive even free and might interest you and your family to play. If you know of a good logic / fun / strategy app, tell friends and your maths teacher

Glass Towers Cut the rope

Contre Jour Banana Hunt

Catphysics Parking Mania Free

Arctopia Sand slides





MUSIC BIO

Please fill out a short online form which will help the music department get to know you and your experience of music ahead of September !

CLICK BELOW:

https://docs.google.com/forms/d/1A4n58QjIJnSdhVG9e7nvPC_pijCVYna0gxKuk8LXjRk/edit



There are lots of different animals and plants in the UK. Find the name of one that is in your garden and find out three interesting facts about it.



Draw a picture of what you think a scientist looks like.

Why is it biologically incorrect that the meerkats in a well-known advert have Russian accents?



What temperature does water boil at?

What temperature does water melt at?



SCIENCE CHALLENGE!



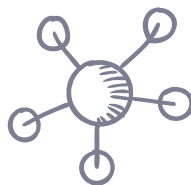
What is science?



Some experiments can be done at home. With permission and outside, try mixing baking powder with lemon juice or vinegar. (It works well in an old film tube, rubber glove or sandwich bag). Describe what happens below.



If you heat up an ice cube in a pan, it will turn from a solid, into a liquid and then finally to a gas. Try to find out why this happens. (clue: think about the particles).




Why when we look at stars are we looking into the past?



Name

There will be a prize for the most impressive completed page

Create your own country file



We would like you to choose one country and produce a fact file on it.

You should research facts about your country of choice and then produce a fact file on it on a piece of A4 paper.

GEOGRAPHY CHALLENGE



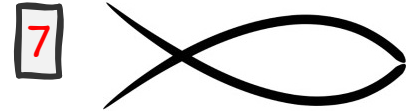



Please illustrate your country file with pictures that represent the country you have chosen

Things you should include:


- The name of your country and where it is (continent/hemisphere/neighbouring countries)
- The flag/The currency/The language
- The famous landmarks
- The wildlife
- What the country produces e.g. crops
- Anything else you find interesting
- Take care with presentation as we would like to display these in the geography classrooms
- Please include your full name on the front



These can be hand drawn or done on the computer



PHILOSOPHY. RELIGION AND ETHICS CHALLENGE!



Welcome to PRE at Presdales!

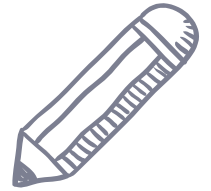
We love to learn about the meaning behind stories, symbols and beliefs. Symbols are used to represent other ideas.

Can you identify what these symbols represent?

- 1) _____
- 2) _____
- 3) _____
- 4) _____
- 5) _____
- 6) _____
- 7) _____
- 8) _____
- 9) _____

What do you think symbolism might be used for in R.E ?

HISTORY CHALLENGE



Task

Make a timeline showing the historical periods and events you have studied in History at primary school, in **chronological** order.

How to do it

Chronological order means the order in which they happened, starting with the earliest.

Use one colour for time periods and events in the history of Britain, and another colour for things which relate to, or took place in, other parts of the world.

Include a picture to represent each time period or event.

Focus mainly on history you have studied since Year 3. You can also include any historical periods, events or individuals you know about but have not studied at school.

To get you started

These are some of the time periods of British and World history you might have studied. You may not have studied them all, and they are not in chronological order:

Roman Britain

Stone Age

Tudor and Stuart (Early Modern) England

Iron Age

Bronze Age

The Industrial Revolution

The Twentieth Century

Anglo-Saxon and Viking settlement in Britain

Victorian Britain

Georgian Britain

Medieval England

Indus Valley

Ancient Greece

Ancient Egypt

Shang Dynasty China

The Inca Empire

The Roman Empire

Maya civilisation

Early Islamic civilisation

Aztec empire

Ancient Benin

Ancient Sumer



See the next couple of pages for more instructions and support

You can use the additional resources with pictures (see below) on to help you, or research or draw your own pictures.

Extension options

Write additional information onto your timeline about some or all of the historical periods, events or individuals you have included.

Choose one period of British and one period of World history that you particularly enjoyed learning about. Add a speech bubble or note to your timeline explaining why you found that period of history particularly interesting.



Wider world history periods



Roman Empire



Ancient Greece



Ancient Sumer



The Indus Valley



Ancient Egypt



Shang Dynasty
China



Early Islamic
civilisation



Maya civilisation

(More pictures are available on the next page)

British History timeline pictures



Romans in Britain



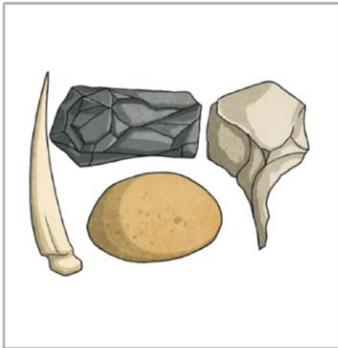
Iron Age




Bronze Age



Stone Age



Stone Age



Anglo-Saxons



Vikings



Medieval





THAT'S IT FOR NOW !

What next??

Please keep any work that you manage to complete from this induction activity pack safe and bring that work with you to your induction days in September.

Your new teachers and I are really looking forward to seeing the work you've done and rewarding your effort and creativity.

If you have any questions or need support, please email me

lbowden@presdales.herts.sch.uk